

VIBRATING SCREEN MACHINE



With the advancement in the screening industry, this vibrating screen machine is becoming quite crucial in a variety of industries. It has several applications in different industries and commonly used in food industry, mining, ceramic industry etc.

In order to cater to the needs of separation industry, the vibrating screen machine launched a wide variety of vibratory screeners. This equipment is designed for generic separation, It is suitable for wet/dry grading, classification, de-dusting and quality control. The multi screens model is essential to improve quality and safety of production materials, increase productivity, reduce cost and labour.

Decades of experiences with various industries has designed vibrating screen machine and equipments, each with its strength and applications. All designed with concept durable, easy to use and maintenance. Quick and easy screen changes. It built to solve the most difficult classifying, separating, dewatering problems, and applied for high capacity in limited space.

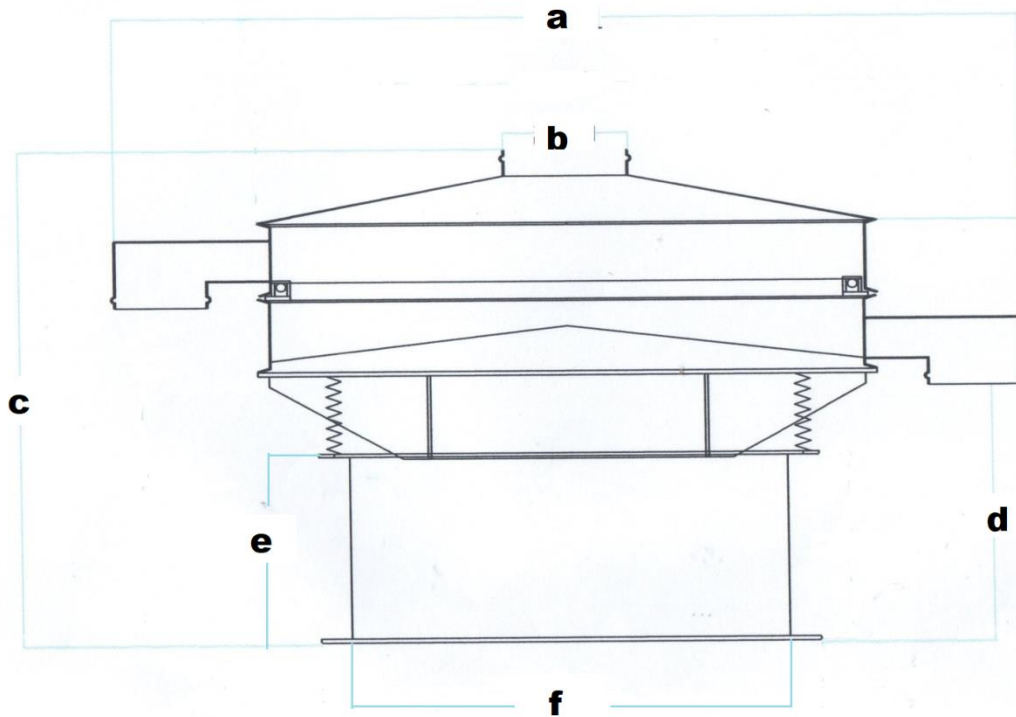
Application dry and wet products :

- Food industry
- Chemical & petrochemicals industry
- Minerals and metals industry
- Animal feeds industry
- Grains industry
- Pulp & wood industry

Abroad scope of application :

- Classification and separation product
- Dehydration and extracting of liquid
- Improvement of packing quality
- Measuring constant quantity of large volume reference for improvement of blending accuracy
- Mixing
- Granulating
- Controlling powder flow
- Extraction of dust













Circular vibrating screen machine has variety sizes of diameter 500 mm, 800 mm, 1000 mm, 1200 mm and 1500 mm. The screen layer can be applied for more than 1 layer according to the requirements in the process.

Vibrating screen machine operational

1. Circular vibrating screens operate using indirect excitation of the screen mesh. The entire screen frame is driven by unbalance masses, which produce a circular vibrating motion.
2. The directionless vibrations of the circular vibrating system have a steep launch angle and the screen area must be further tilted in order to achieve a suitable transport speed.
3. This vibrating screen unit must be installed with an ampere controller for the motor (motor circuit breaker) to keep it from overloading which can damage the motor.
4. Once installed, check that deck's clamp has been applied correctly
5. Check the direction of rotation of the motor pendulum from the hole in the machine body, if it is clockwise, then it is correct. if the direction of the pendulum rotation is not correct, switch the 3 phase mains lines R-S-T
6. When the vibrating screen is running, the flow of material input must be controlled.
7. When the process is done, turn off the machine power and do the cleaning process.



Circular Screening Motion Adjustment

FLOW PATTERN	PHASE	FEATURES	MAIN APPLICATIONS
	0° 	The materials from the center go to outside	General classification speedy sifting for the easy screenable materials
	30° 	Starting the whirlpool motion	For the common sifting operation
	60° 	The longest whirlpool motion	Precision classification for the classification of the fine powder, high condensation material, and the much hydrated material
	90° 	Material migrate to the center	Separate the scrap from the materials mainly for the wet type classification

Screener Troubleshooting :

1. Hole or tear in screen → Replace the screen. The flow of material input must be controlled
2. Material bypass → Check seals , gaskets, and screen opening
3. The output is not good result → re-setting dimensional motion by varying the phase angle between the weights, the product flow pattern, and duration time on the screen can be adjusted. And check the seal of mounting
4. Screen blinding → Check the bouncing ball (ball tray) and sliders. If using it has been long time, it will be worn. Then change it all with the new one.





CV. Attateknik Filter

Jl. Kendangsari VI No. 38 Surabaya

Telp. 031-8417069

Fax. 031-8471645

Email : attateknikfilter1@gmail.com

Website : www.attateknikfilter.net

